
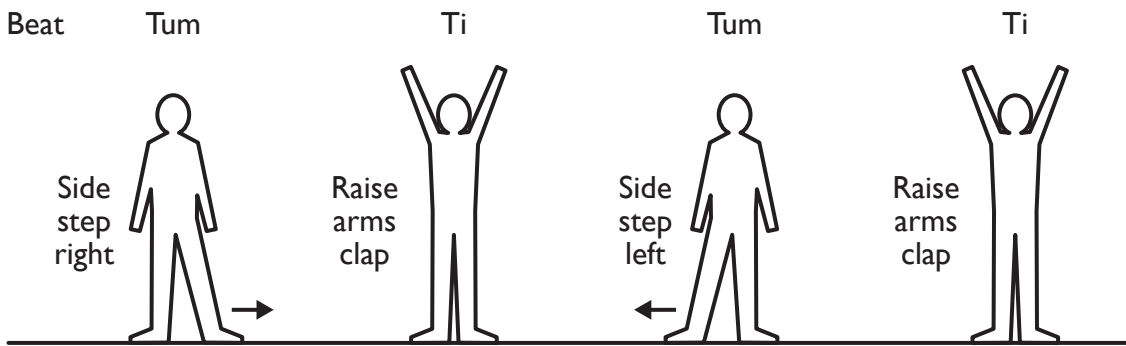
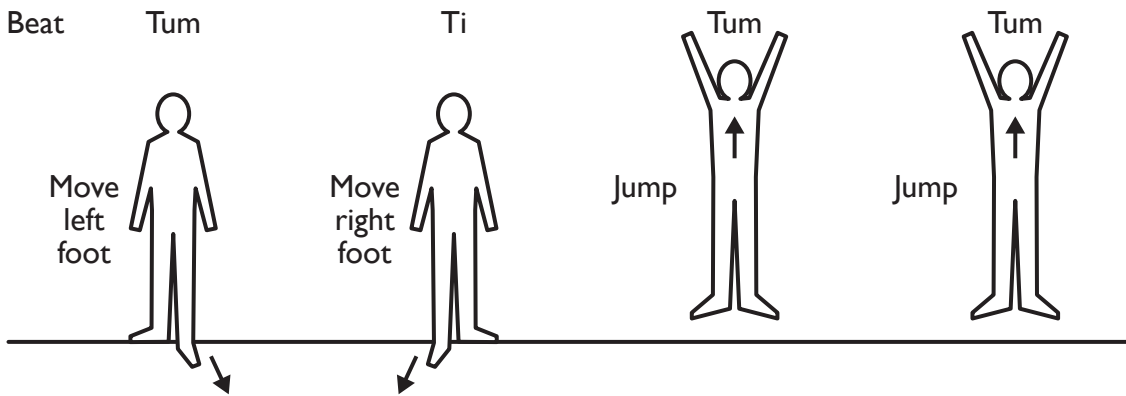
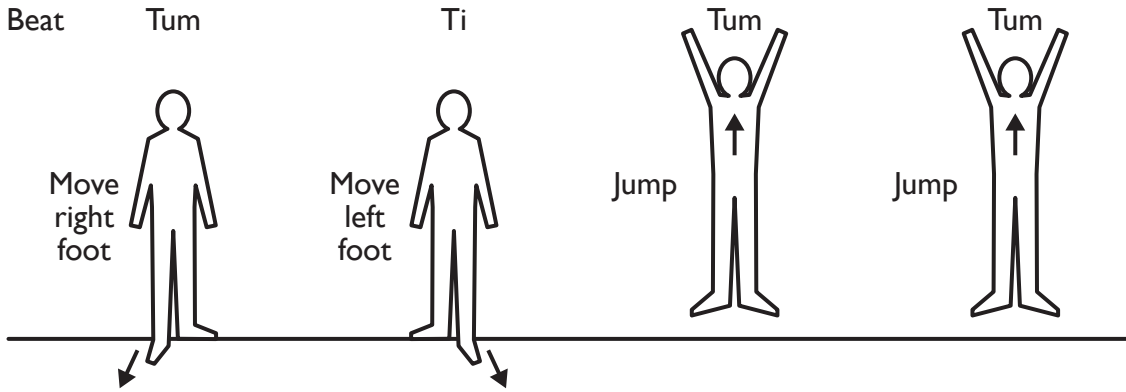


# Dancing and music



# Dancing and music

## Objectives

- To learn a simple dance.
- To extend the dance with individual ideas.
- To perform as a group.

## Cross-curricular links

### Music

- 1b** Play tuned and untuned instruments with control and rhythmic accuracy.
- 1c** Practise, rehearse and present performance with an awareness of the audience.
- 3b** Explore and explain their own ideas and feelings about music using movement and dance.

### Physical education

- 6a** Create and perform dances using a range of movement patterns including those from different times, places and cultures.
- 6b** Respond to a range of stimuli and accompaniment.

## Resources

You will need a video clip of traditional dancing in Africa, Asia or South America (optional), a selection of percussion instruments (none with metal parts) and simple wind instruments for some of the children to play.

Each child or group will need a copy of worksheet **17** (page 68).

## Starter

Tell the children that people who still live hunter-gatherer existences today have a rich culture, which includes music and dance. From this archaeologists have speculated that Stone Age people also performed music and dance and there is evidence of simple flutes having been made in the Stone Age. Tell the children that they are going to learn a simple dance that may have been performed by Stone Age people.

## Main activities

1. Issue the worksheet and go through the dance sequence with the children.
2. Let the children practise the movements individually or in small groups.
3. Bring the children together to perform the movements.
4. Point out the beat and demonstrate with two drums of different tone (e.g. bongos) how the beat is performed. Select children to have a try at keeping the beat.
5. Rehearse the dance with the whole class with the two drums.
6. Let more children play instruments and practise with the drummers.
7. Rehearse all the musicians and dancers together.

## Plenary

The children could perform their dance as part of an assembly. Afterwards they could discuss how they felt about dancing and playing, and the dancers could suggest ideas for developing the dance and the musicians suggest ideas for a change of tempo or a change in combination of instruments playing at the same time.

## Outcomes

The children can:

- Learn and perform a dance.
- Learn to play music in group.
- Suggest ways of developing the dance and the music further.